



2023 Annual Report



Vermillion Police Department

Table of Contents

Chief's Greeting		3
Community Involvement		4
Groundbreaking for the New Building		5
Fast Facts		6
Department Organization		7
Patrol		8
Investigations		12
Annual Statistics		16
Budget vs. Expenditures		19

Our Mission Statement:

To serve as Guardians of the Vermillion community
while building strong partnerships
and preserving the dignity of those we serve.



Greetings from the Chief

2023: The Year of Moving Forward.

If 2022 was the “Year of Change”, then 2023 was definitely the “Year of Moving Forward”. I once read that “Life is about moving on, accepting changes, and looking forward to what makes you stronger and more complete.” Change is always around us. When people say “the only constant is change”, it means nothing stays the same forever. This phrase was coined by a wise man named Heraclitus, a Greek philosopher. Heraclitus saw that all things in life keep moving and shifting. Things we see, feel, or hear today may not be the same tomorrow.

Our department started 2023 with just fifteen of the twenty full-time sworn officer positions filled. Like most agencies in the state of South Dakota, and around the country, we found it difficult to find good, qualified applicants to fill those open positions. Being a law enforcement officer was not as appealing after COVID and the George Floyd incident. We also had three part-time sworn officers at the beginning of the year. Two of our full-time officers were in the thirteen-week police academy in Pierre, and four other full-time officers still had to attend the police academy yet throughout 2023. We hired a new officer in January, but lost two of the part-time officers in February. It felt like every time we took one step forward, we took one or two steps back. We continued to see our staffing levels remain about the same as new officers started and other officers left. To make matters more difficult, we had two officers with extended military deployments during 2023.

Through all of the hardship, stress, and angst that 2023 brought, I learned one really important thing. I am lucky to work with the most amazing and resilient group of people I know. Henry Ford said, “If everyone is moving forward together, then success takes care of itself.” He was right. We were small, but we were mighty. Our officers put in countless hours of overtime to cover for each other and made sure the work got done. They often had eight-hour shifts that were stretched into twelve-hour shifts without much notice. The best part was that I would continuously receive compliments on how professional and courteous the officers were to the public.

Gordon Hinkley said, “Those that move forward with a happy spirit will find that things will always work out.” I hope that I can inspire that happy spirit in my people and keep them moving forward. I believe they can overcome any challenge as we move into 2024.

Crystal Brady
Chief of Police
cbrady@vermillionpd.org
(605) 677-7070



Community Involvement

During 2023, the officers were involved in a number of community activities. In February, several officers participated in the Special Olympics Polar Plunge. They jumped into a freezing tank of water to raise money for the athletes. In May, they ran with the Special Olympic athletes in the Torch Run. In June, the officers teamed up with Special Olympics again to play softball against Union County law enforcement officers.

In December, the Vermillion Police Department had a float in the Parade of Light in downtown Vermillion. We were excited to win 2nd place with our gingerbread house and gingerbread man!

We know we have to enforce the laws of our community, but we love engaging with the community in a positive way whenever we can.



Groundbreaking for the New Building

The moment we had all been patiently waiting for finally happened! On October 3, 2023, the Vermillion Police Department and the Clay County Sheriff's Office broke ground on the new Clay County Law Enforcement Center, located at 1250 Stanford St.

It had been eleven months since the citizens of Clay County voted on a bond to make this building a reality. Those eleven months were spent with architects designing every detail of the building, including the location of every outlet and type of every door handle. This building was not just built for today. It was built for fifty years from now, so a lot of thought and consideration went into each and every detail.

The building is over 60,000 square feet and will house the Vermillion Police Department, the Clay County Sheriff's Office, the Clay County Jail, the Clay Area Emergency Services Communication Center, and the Clay County Emergency Management Office. The building's completion date is estimated to be November of 2025.

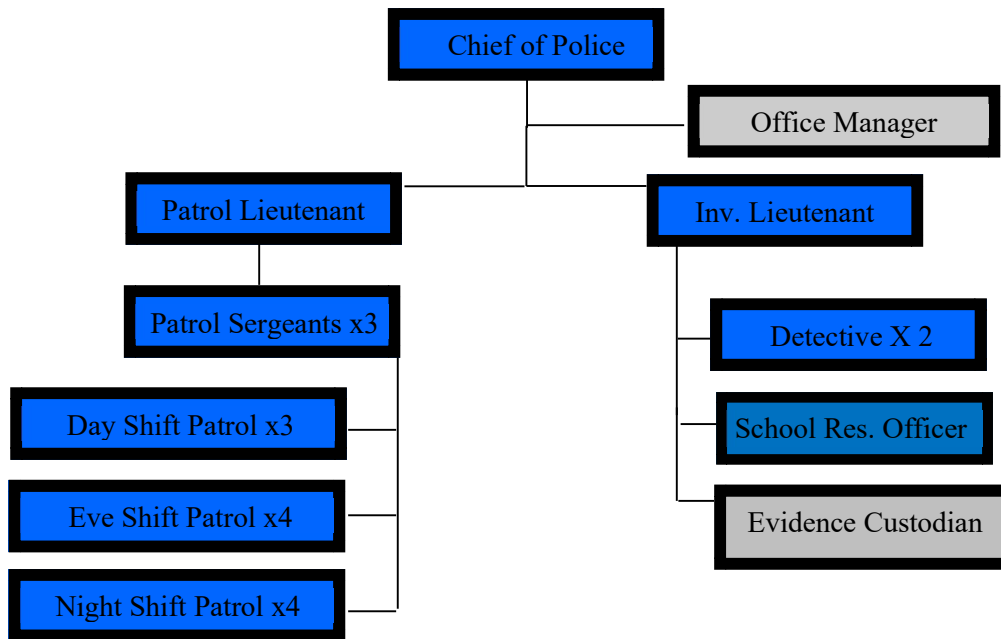
Clay County Law Enforcement Center



Fast Facts

Total number of sworn officer positions with the Vermillion Police Department	20
Total number of non-sworn employee positions authorized	2 (1 is part-time)
Total Calls for Service (CFS) in 2023	5845
Average Monthly CFS in 2023	482.25
Busiest Month of the Year (based on CFS)	October (543 in 2023)
Slowest Month of the Year (based on CFS)	November (382 in 2023)
Busiest Day of the Week	Saturday (958 in 2023)
Slowest Day of the Week	Wednesday (736 in 2023)
Number of Vehicles	5 Marked, and 4 Unmarked
Number of Miles Driven	71,860
Total Number of Officer Training Hours	608
Number of Parking Tickets Written	1328
Actual Total Cost of Department-2023	\$1,855,005.21

The Organizational Chart for 2023:



Above is the organizational chart for the Vermillion Police Department. In broad terms, the Chief and the Office Manager perform the planning, logistics, financial, and information systems efforts for the department. The patrol side of the chart is the uniformed officers who respond to calls, perform traffic enforcement, and do most of the day-to-day work. The patrol division is led by the Patrol Lieutenant. The Patrol Lieutenant handles scheduling, the training program, and issues with equipment. The Patrol Lieutenant supervises three Patrol Sergeants, who supervise and provide feedback to the Patrol Officers. The investigative side is responsible for major case investigations, coordinating with other agencies, drug investigations, alcohol compliance checks, school safety, community outreach, and background investigations of applicants. The investigations division is led by the Investigations Lieutenant. The Investigations Lieutenant also supervises the School Resource Officer and the Evidence Manager. The Lieutenants and Sergeants also share responsibility for quality control, resource management, and personnel development.

In addition to these specific assignments, all department members are encouraged to be problem solvers and find innovative, community-friendly methods of addressing issues.

Patrol Division

The Vermillion Police Department's Patrol Division consists of the officers in uniform that are responsible for patrolling the streets 24-hours a day, 7 days a week. The Patrol Division responds to any call for service within the community, including any police related calls, fire related calls, and medical emergencies. Usually, Patrol Officers are the first responders to most emergencies. The Patrol Division is made up of one Lieutenant, three Sergeants, and eleven Patrol Officers. The School Resource Officer also works as a Patrol Officer when not assigned to the schools.

The Patrol Lieutenant has general oversight of the Patrol Division and is a direct supervisor for the Patrol Sergeants. The Sergeants work rotating shifts with the Patrol Officers. The Sergeants supervise and manage the daily activities of the Patrol Officers on their shift. The Sergeants review the work done by the Patrol Officers and offer feedback on what they are doing well and where improvements could be made. The Sergeants are first line supervisors for the department and are directly responsible for quality control, incident command on routine incidents, and empowered to mobilize resources to address escalating issues.

The Patrol Officers have a wide array of responsibilities and duties. Patrol Officers do the things commonly associated with police work such as conducting traffic enforcement, parking enforcement, investigating vehicle crashes, and responding to calls for service. They also conduct in-depth initial investigations, such as collecting evidence, interviewing witnesses, and other functions required to complete investigations. In addition to these traditional police functions, the Patrol Officers are responsible for resolving personal disputes, working with people who may be suffering from mental illness, checking welfare on people for various reasons, and much more. The Patrol Officers are trained to be problem solvers.

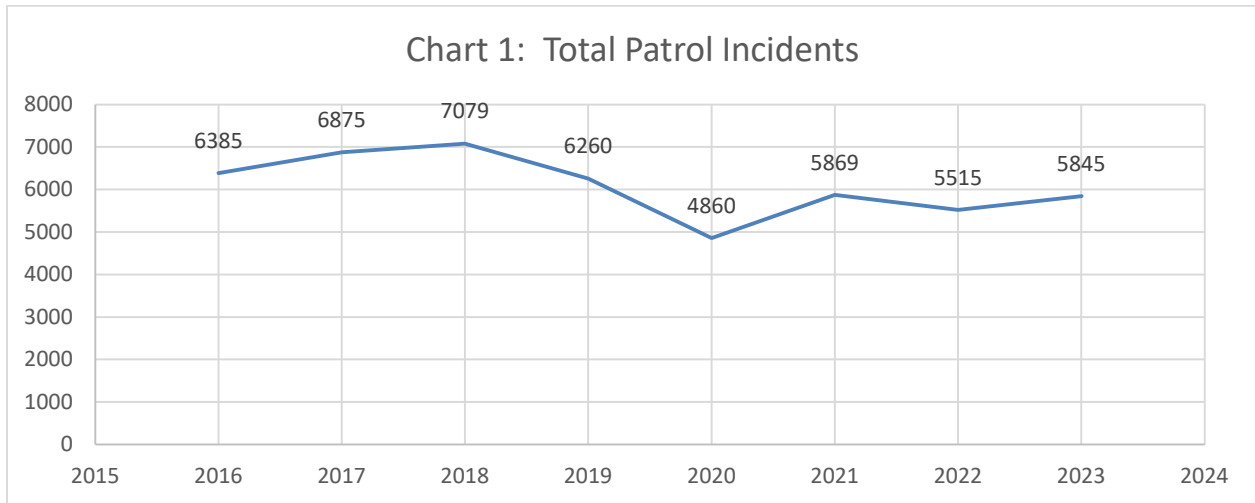
The Sergeants and Patrol Officers work one of three shifts: days, evenings, or nights. When staffing allows, our evening and night shifts work ten-hour shifts and have a four-hour overlap, which allows the Department to more effectively address the increase in call volume and more difficult calls for service during those time periods. However, in 2023, our staffing did not allow our Patrol Officers to work ten-hour shifts. Instead, the Patrol Officers worked eight-hour shifts, five days a week. The Sergeants worked ten-hour shifts in order to have contact with both the evening and night shifts.

Statistical Review:

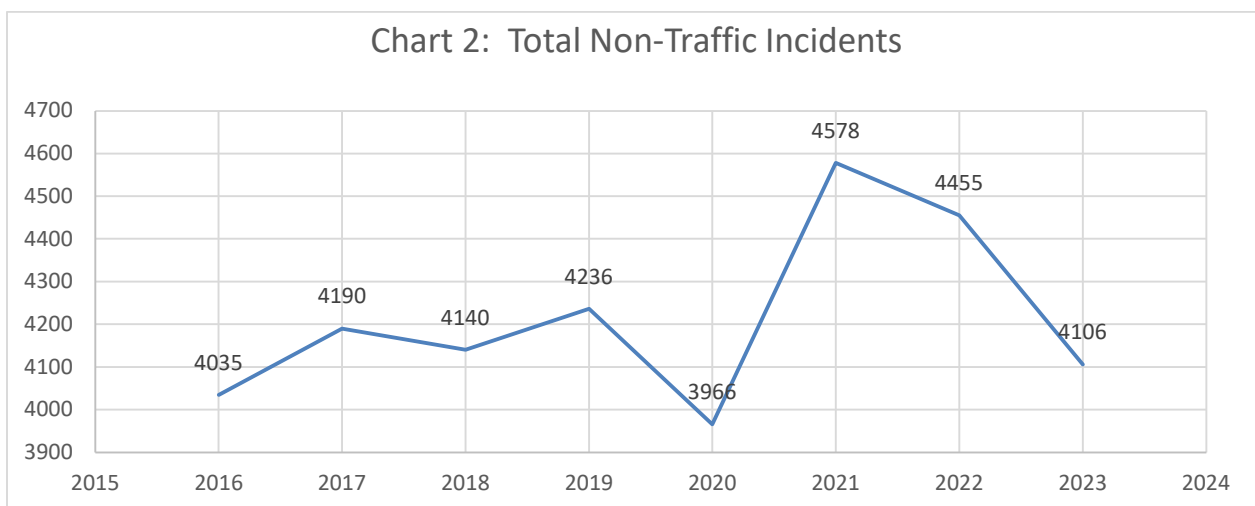
Statistics can illustrate shifts in criminal activity and response to that activity. Statistics in a small city, like Vermillion, should be reviewed with a cautious eye as low numbers can be dramatically affected by a single event or a single unusual slow/active year. With that caution in mind, the

following graphs present a snapshot of the changes over the last eight years. The data is drawn from the table on page 16, Patrol Incident Reports.

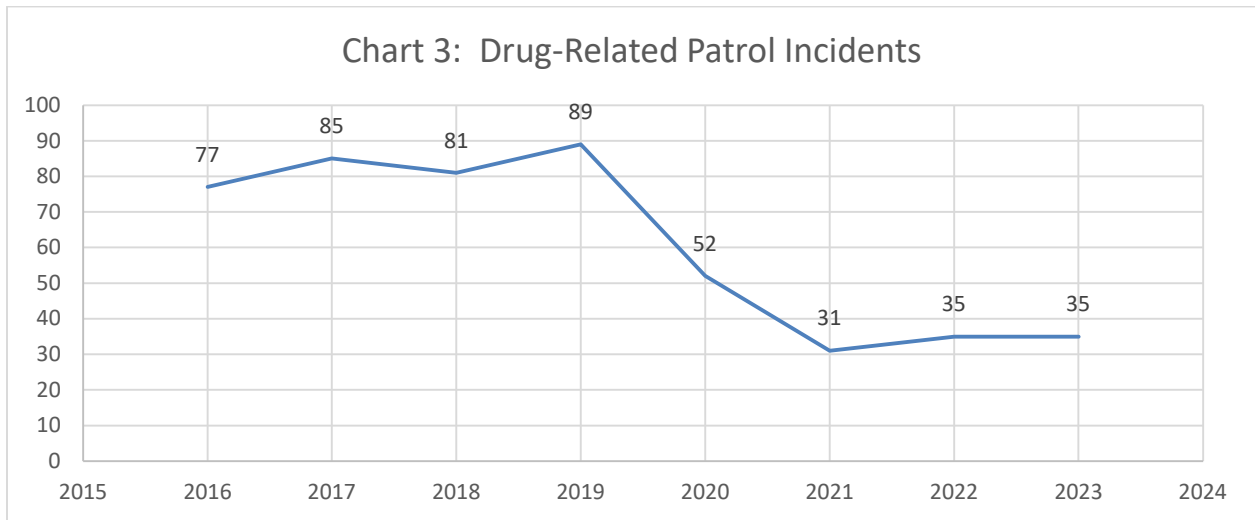
Graph 1: Total Patrol Incidents - shows the trend of the total number of patrol incidents from 2016 – 2023. This year’s graph shows a slight increase in the total patrol incidents in 2023, compared to 2022. Although our department continued to have staffing shortages and several Patrol Officers attended the South Dakota Law Enforcement Training Academy in Pierre for thirteen weeks, they diligently responded to calls of service and initiated proactive enforcement.



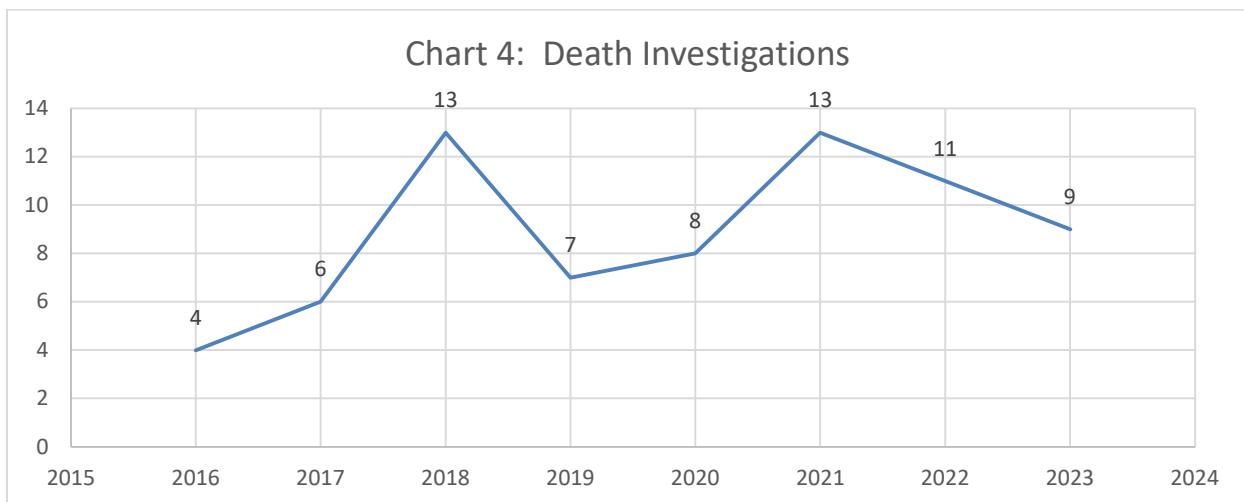
Graph 2: Total Non-Traffic Incidents - breaks out the non-traffic patrol incidents from the total patrol incidents (Graph 1). Generally, non-traffic patrol incidents are citizen complaint generated or criminal events. Although the number of non-traffic patrol incidents is down in 2023 from 2022, they are more consistent with the numbers from 2017 to 2019, which were pre-COVID numbers.



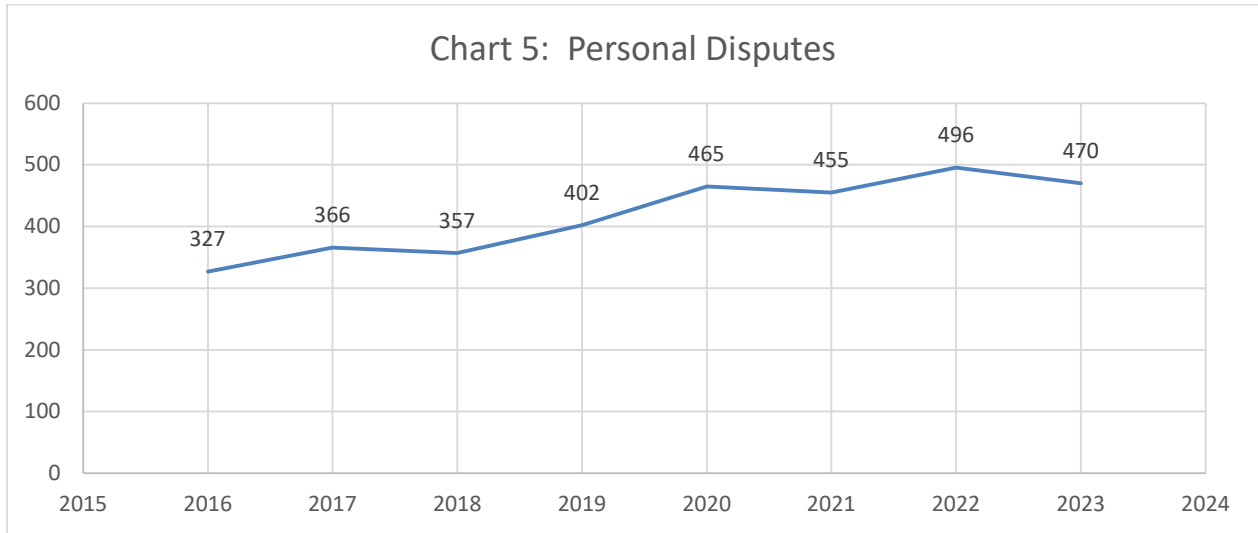
Graph 3: Drug-Related Incidents – shows the number of incidents that were reported as being related to drugs or were primarily related to drugs. These numbers may not reflect when drugs are located during other incidents, such as domestic assaults. In 2023, officers made 58 arrests for distribution of drugs, possession of drugs, possession of drug paraphernalia, and ingestion. In many other incidents, the drugs and/or the suspect’s urine had to be sent away for testing before they were charged at a later time. Many drug cases tend to be officer initiated. Continued staffing shortages and officers being gone for training and military leave in 2023 have prevented officers from being as proactive in this area as in previous years.



Graph 4: Death Investigations – shows the numbers of calls officers responded to involving deaths caused natural causes, accidental causes, homicide, and suicide. In each of these cases, other than fatality vehicle accidents, a detective responds to the scene to conduct a thorough investigation and determine the circumstance that led to the individual’s death. In 2023, one death that was determined to be the result of a homicide.



Graph 5: Personal Disputes (Disputes Between Persons and Domestic Disputes) – shows the number of calls the officers responded to regarding personal disputes. Although the number of incidents in 2023 are down from 2022, the overall number of incidents have increased significantly from 2016 to 2023. Domestic disputes are still among the most dangerous calls for officers to respond to because emotions are so high.



Investigations Division

The Investigations Division consists of the Investigative Lieutenant, two Detectives, the School Resource Officer, and the Property/Evidence Manager.

The Investigative Lieutenant and Detectives are responsible for all major investigations in the department. Many incidents require extensive follow up, coordination with other agencies, or specialized training to investigate. The Investigative Lieutenant and Detectives also take turns being on call. The on-call investigator can be called to the scene of any major incident to take over the management of the investigation from the initial responding Patrol Officers. Some of the cases an on-call investigator would be called out to are sexual assaults, death investigations, robberies, some aggravated assaults, and some burglaries.

The School Resource Officer (SRO) is a Patrol Officer who has been selected to work directly with the Vermillion School District to provide education, mentoring support, and coordination to ensure the safety of our students. The SRO has an office in the Vermillion Middle School and works closely with Clay County Sheriff Office's SRO. The SRO receives training in Drug Abuse Resistance Education (D.A.R.E.) and teaches the D.A.R.E. program to 5th and 6th graders. Having an SRO is a responsibility the department added in 2014. No additional funding or positions were added to augment the department or the position. The department works hard to ensure the SRO is available to assist in the schools. Officer Mitch Stanley was promoted to the SRO position in the spring of 2023. Officer Stanley joined the Vermillion Police Department in March of 2022. He will attend D.A.R.E. training in June of 2024.

The Property and Evidence Manager is a part-time position. This position tracks all property that the department receives (found property, abandoned property, and evidence). This position is responsible for cataloging property, storing it safely, and sending it to the required destination. The position is a very busy position with a high level of responsibility. This position is currently part-time.

The Investigations Division is responsible for investigating all felony cases, serious misdemeanor cases, death investigations, coordinated drug investigations with other agencies (primarily the South Dakota Division of Criminal Investigation (DCI)), and alcohol compliance checks. The investigators have attended numerous classes for specialized training to learn how to handle in-depth investigations. These tasks include processing and photographing crime scenes, collecting and analyzing evidence, interviewing suspects, victims, and witnesses, writing and executing search warrants, conducting controlled drug buys, and managing major case files.

In January of 2023, Alex Taggart was promoted to Detective. He has been with the Vermillion Police Department since February of 2021.



Detective Alex Taggart

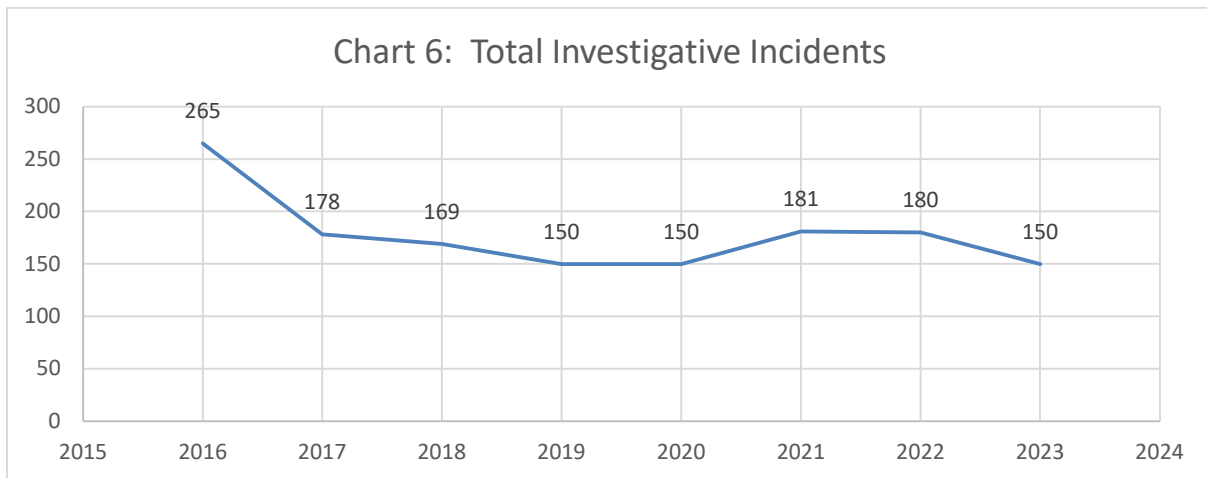


SRO Mitch Stanley

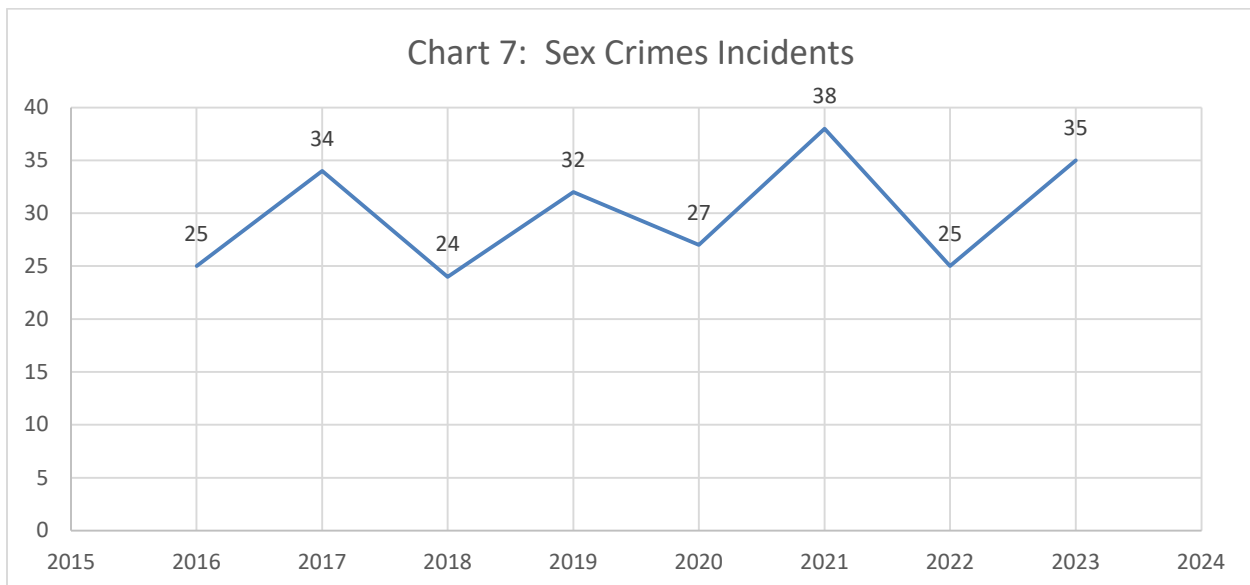
Statistical Review:

Statistics can illustrate shifts in criminal activity and response to that activity. Statistics in a small city, like Vermillion, should be reviewed with a cautious eye as low numbers can be dramatically affected by a single event or a single, unusually slow/active year. With that caution in mind, the following graphs present a snapshot of the changes over the last eight years. The data is drawn from the table on page 17, Investigative Incident Reports.

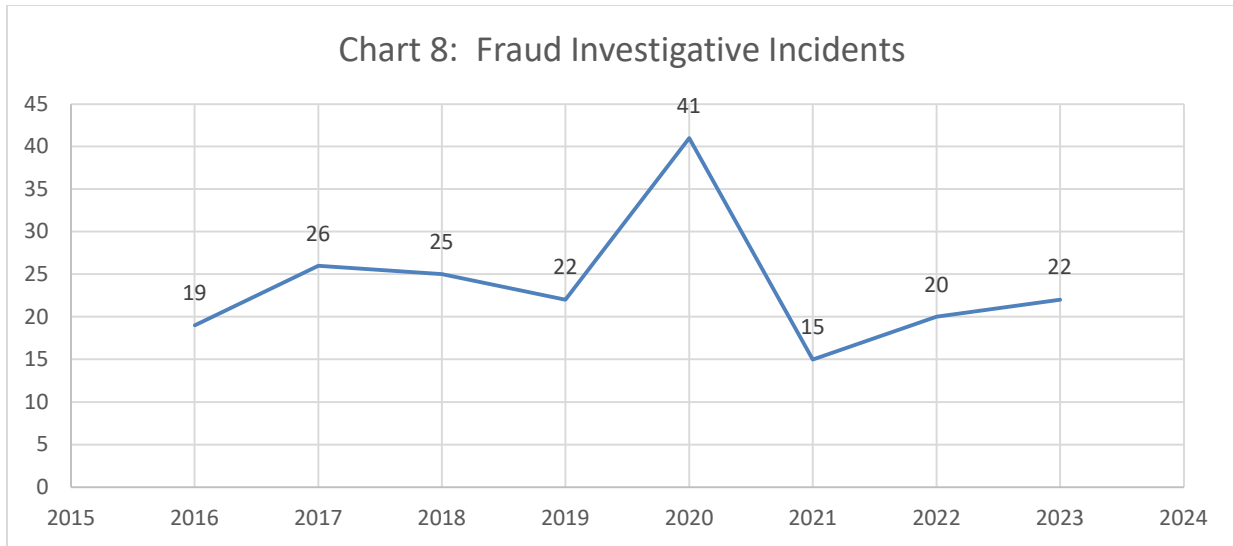
Chart 6: Total Investigative Incidents – shows the total number of reports that were initiated by investigators or forwarded to investigations by patrol. In 2017, the types of cases forwarded to investigations were changed to make the case loads more manageable. These cases are rather time consuming and labor intensive. In 2023, Lt. Drew Gortmaker and Det. Matt Davis were both gone for military deployments. Lt. Gortmaker was gone from January to March, while Det. Davis was gone from July to December.



Graph 7: Sex Crimes Incidents – shows all of the sex crimes that occurred in Vermillion. The Investigations Division is responsible for investigating all sex crimes, including any sex crimes that occur on the campus of the University of South Dakota. Patrol Officers often take the initial information to determine when and where the crime occurred, along with some minor details. A detective is then called to the scene for further investigation. The Investigations Division provides instruction to the Vermillion Police Department and the University Police Department on how to initially respond to sex crime reports with a focus on reducing re-victimization while at the same time maximizing potential prosecution. The Investigations Division saw an increase in the number of sex crimes reported in 2023 compared to 2022. The numbers reflect how many incidents were reported as sex crimes. There are times the detectives determine no crime had been committed or there was not sufficient evidence to make an arrest.



Graph 8: Fraud Investigative Incidents – shows the numbers of reports regarding fraud that the Investigations Division received. The number of fraud cases almost doubled in 2020, but has since returned to close to average. Fraud cases continue to be an area of concern, especially for the most vulnerable groups in the community, such as the elderly. Scammers are very convincing in luring unsuspecting victims to fall for their realistic and complex schemes. It is very difficult to identify suspects in these cases because the scams usually originate from outside of the United States. The Vermillion Police Department tries to educate the public on common scams so they can avoid any loss of money.



Alcohol Compliance Checks

The Investigative Division oversees the Department’s Alcohol Compliance Checks. These checks involve a Detective and/or a Patrol Officer and an Underage Confidential Informant(s). The Confidential Informant (CI) is sent into establishments with Alcohol Licenses and attempts to purchase alcohol. They use their own identification and when challenged provide that identification. The business passes if they do not sell alcohol to the underage CI. The business fails if the sale is completed. If the sale is completed, the employee who sold the alcohol is charged with Furnishing Alcohol to a Minor.

In 2023, we conducted 27 alcohol compliance checks. Among the businesses checked, 21 businesses passed and 6 businesses failed. Alcohol Compliance Checks are an important tool for ensuring Alcohol License Holders and their employees remain vigilant in their efforts to keep underage persons from purchasing or consuming alcohol.

	Alcohol Compliance Check Totals & Pass Rates							
Year	2016	2017	2018	2019	2020	2021	2022	2023
Total Checks	39	22	40	41	5	34	11	27
Passes	31	17	29	32	4	24	9	21
Fails	8	5	11	9	1	10	2	6
% Pass Rate	79.50%	77.30%	72.50%	78.00%	80.00%	70.60%	81.80%	77.80%

Statistics

The department maintains a database that can be mined for a variety of statistical information. For the purpose of this report, we have generated three different views of this information to provide a picture of our activity. Eight years of statistics have been represented for these views. The table below lists the categories of Patrol Incidents and the number investigated each year in each category. Incidents are events that result in an officer writing a report.

Description	Reported Year							
	2016	2017	2018	2019	2020	2021	2022	2023
911-Other	283	284	368	510	530	665	416	276
911-Transfer	3	1	0	0	1	1	1	0
Accident w/Fatality	0	0	1	1	0	1	0	1
Accident w/Injury	19	14	12	17	14	17	11	26
Accident w/out Injury	236	206	223	233	148	216	210	213
Alarm	105	99	106	109	63	60	95	75
Alcohol Incident (non-traffic)	87	123	126	85	68	97	102	123
Animal Complaint	140	118	79	134	105	103	85	94
Assault	55	55	56	52	38	36	61	47
Assist Other Agency	164	120	155	155	110	129	136	116
Burglary	67	38	70	27	41	62	55	43
Check Welfare	250	311	312	275	287	335	307	298
Damage to Property	180	132	100	104	124	137	136	83
Death Investigation	4	6	13	7	8	13	11	9
Dispute Between Persons	226	270	261	289	332	310	368	344
Domestic Incident	101	96	96	113	133	145	128	126
Drug Related	77	85	81	89	52	31	35	35
Duplicate Call	15	26	32	41	18	11	18	19
Fire	71	54	65	58	43	76	59	63
Found Property	178	217	158	156	128	142	153	207
Fraud	72	104	87	85	86	59	70	83
Funeral Escort	11	12	12	8	10	7	8	8
Game/Fish Incident	0	0	0	0	1	0	0	0
Information Item	138	182	147	130	124	165	271	241
Juvenile Delinquency	33	45	38	38	47	38	36	35
Lost Property	118	68	85	68	54	64	60	67
Medical Incident	288	326	340	359	355	479	522	429
Mental Illness	16	40	30	32	30	77	55	43
Missing Person	20	25	21	32	32	25	18	34
Noise Complaint	102	121	98	112	136	133	109	84
Public Disorder	99	91	79	67	47	59	58	71
Report Not Needed	39	63	41	37	33	39	29	35
Robbery	0	1	1	0	0	1	1	0
Sex Crimes	29	38	28	33	33	40	30	42
Suspicious Activity	447	404	456	443	396	476	442	370
Theft	208	237	176	189	203	170	202	193
Tow Call	10	3	14	8	6	1	10	8
Traffic Incident	2,350	2,686	2,939	2,024	894	1,291	1,060	1,739
Traffic Incident - DWI	73	85	88	54	46	75	59	77
Transport	1	1	1	1	1	2	2	2
Violation of Court Order	20	15	14	15	11	18	24	22
Wanted Person	42	56	62	59	57	45	43	53
Weapons Related Incident	8	17	8	11	13	17	17	11
	0	0	0	0	2	1	2	0
Totals	6,385	6,875	7,079	6,260	4,860	5,869	5,515	5,845

Investigations Incident Reports: These are reports that have been referred to Investigations from Patrol for additional investigation or have been initiated by investigations directly. They are reports that have resulted in a detailed investigation by a detective within the Investigations Division.

Description	Reported Year							
	2016	2017	2018	2019	2020	2021	2022	2023
911-Other	0	0	0	0	0	1	0	0
Accident w/Fatality	0	0	1	0	0	0	0	0
Accident w/Injury	0	0	0	1	0	0	1	1
Accident w/out Injury	2	0	0	0	1	0	1	0
Alarm	1	0	0	0	1	0	0	0
Alcohol Incident (non-traffic)	12	12	22	10	2	10	2	7
Animal Complaint	0	0	1	0	0	0	0	0
Assault	10	6	2	8	6	2	12	7
Assist Other Agency	12	2	8	5	4	2	4	7
Burglary	27	7	6	4	17	23	6	5
Check Welfare	4	8	6	5	4	5	3	2
Damage to Property	43	5	1	0	2	5	0	1
Death Investigation	5	6	11	6	8	14	11	10
Dispute Between Persons	5	1	6	1	1	2	7	4
Domestic Incident	4	2	2	3	3	5	2	4
Drug Related	11	14	14	11	3	5	2	8
Fire	0	0	1	0	1	2	0	0
Found Property	2	1	0	1	1	1	0	0
Fraud	19	26	25	22	41	15	20	22
Information Item	21	14	8	7	10	5	18	5
Juvenile Delinquency	0	0	1	1	0	0	1	2
Lost Property	2	0	1	0	0	0	0	0
Medical Incident	2	3	3	2	2	2	2	0
Mental Illness	0	0	1	0	0	0	0	1
Missing Person	0	1	1	0	0	1	0	1
Public Disorder	2	2	0	0	0	0	0	0
Report Not Needed	0	1	2	1	0	0	0	0
Robbery	0	1	0	0	0	1	1	0
Sex Crimes	25	34	24	32	27	38	25	35
Suspicious Activity	13	6	4	8	12	17	8	5
Theft	36	21	17	22	28	17	18	15
Traffic Incident	0	0	1	0	4	1	0	2
Traffic Incident - DWI	0	0	0	0	0	0	0	1
Violation of Court Order	0	0	0	0	0	0	2	4
Wanted Person	2	0	0	0	0	1	0	0
Weapons Related Incident	1	3	0	0	3	4	0	1
Totals	261	177	169	150	181	180	146	150

National Incident Based Reporting System (NIBRS): is a federally standardized system of categorizing crimes known to police. While these numbers often appear to differ with other statistics because of varying definitions of crimes between state and federal agencies, they are a view of the community that is standardized nationwide. This report can be produced automatically through our agency's records management system and then transmitted.

State Reporting Code		Incident Start Year							
		2016	2017	2018	2019	2020	2021	2022	2023
09A	Murder/Non-negligent Homicide	0	0	0	0	1	0	0	1
100	Kidnapping/Abduction	2	1	5	1	7	3	2	3
11A	Forcible Rape	5	11	2	3	6	4	5	2
11B	Sodomy	1	1	1	2	0	0	0	0
11D	Forcible Fondling	8	10	4	6	4	6	1	6
120	Robbery	0	2	1	0	0	1	2	1
13A	Aggravated Assault	16	33	24	17	14	15	14	18
13B	Simple Assault	99	100	108	71	70	79	79	83
13C	Intimidation	25	24	25	22	22	20	11	20
200	Arson	0	0	1	0	0	0	2	0
220	Burglary/Breaking and Entry	28	23	33	15	13	13	19	15
23A	Larceny/Theft	3	1	0	1	0	0	0	1
23B	Purse-snatching	0	0	0	0	0	0	0	0
23C	Shoplifting	22	53	37	80	34	26	62	38
23D	Theft from Building	71	66	36	32	37	29	33	25
23E	Theft from Coin-Operating Machine	1	0	0	1	5	0	1	1
23F	Theft from Motor Vehicle	39	27	39	13	30	42	28	20
23G	Theft of Motor Vehicle Parts	4	3	2	4	8	5	1	3
23H	Other Larceny	70	77	89	78	95	61	63	75
240	Motor Vehicle Theft	18	14	23	11	21	25	12	23
250	Counterfeiting/Forgery	27	48	73	56	56	76	58	92
26A	Fraud/Swindle, False Statement	1	0	1	1	1	1	0	0
26C	Fraud/Impersonate	0	0	0	0	0	0	1	0
270	Embezzlement	0	0	0	0	1	0	1	0
280	Stolen Property Offenses	0	1	0	2	4	5	0	1
290	Destruction/Damage/Vandalism	146	109	95	83	92	90	76	74
35A	Drug/Narcotic Violation	119	124	131	102	49	35	29	61
35B	Drug Equipment Violation	54	57	61	54	28	25	17	26
36A	Incest	0	0	0	0	0	0	0	0
36B	Statutory Rape	1	1	2	2	2	0	0	1
370	Obscene material	1	0	1	1	2	0	1	4
40A	Prostitution	0	0	1	0	0	0	0	0
510	Assisting or Prompting Prostitution	1	0	0	0	0	0	0	0
520	Bribery	6	6	7	5	1	7	3	3
90A	Weapon Law Violation	3	1	2	6	0	2	1	0
90C	Disorderly Conduct	134	165	155	117	113	114	107	132
90D	Driving Under the Influence	88	99	101	66	56	90	69	94
90F	Family Offences/Nonviolent	7	3	9	7	6	10	9	16
90G	Liquor Law Violation	176	245	218	181	122	212	182	192
90H	Peeping Tom	1	2	2	0	2	1	2	2
90I	Runaway	2	3	0	0	0	0	0	0
90J	Trespass of real property	36	53	48	65	28	24	28	24
90Z	All Other Offenses	161	140	183	131	138	200	121	152
Totals		1,376	1,520	1,540	1,255	1,091	1,232	1,058	1,221

Budget vs. Actual Expenditures

The following Table provides a financial picture of the department's expenditures during 2023. The Council allotted a budget of \$2,240,849.00 for 2023. The budget was adjusted to \$2,174,990.00 in September to account for the shortage in staffing. The total cost for the Police Department in 2023 was \$1,855,005.18. In 2023, the department's expenses represented 85.29% of the total allotted budget.

2023 Police Budget	January	February	March	April	May	June
Budget Amounts	\$2,240,849.00	\$2,240,849.00	\$2,240,849.00	\$2,240,849.00	\$2,240,849.00	\$2,240,849.00
Monthly Exp. - Admin	\$24,886.06	\$48,640.89	\$60,793.93	\$40,171.29	\$40,119.33	\$62,703.92
Monthly Exp. - Patrol	\$93,205.22	\$108,359.50	\$132,145.27	\$99,622.11	\$94,069.57	\$94,037.09
Dept. Monthly Expenses	\$118,091.28	\$157,000.39	\$192,939.20	\$139,793.40	\$134,188.90	\$156,741.01
YTD Expenses	\$118,091.28	\$275,091.64	\$468,030.84	\$607,824.24	\$742,013.14	\$898,754.15
% of the Year	8.33%	16.67%	25%	33.33%	41.67%	50%
% Expended	5.27%	12.28%	20.89%	27.12%	33.11%	40.11%

	July	August	September	October	November	December
Budget Amounts	\$2,240,849.00	\$2,240,849.00	\$2,174,990.00	\$2,174,990.00	\$2,174,990.00	\$2,174,990.00
Monthly Exp. - Admin	\$42,525.48	\$37,682.63	\$52,686.11	\$43,604.25	\$48,671.48	\$64,952.82
Monthly Exp. - Patrol	\$105,858.34	\$90,563.56	\$129,165.28	\$142,334.78	\$74,728.50	\$123,477.80
Dept. Monthly Expenses	\$148,383.82	\$128,246.19	\$181,851.39	\$185,939.03	\$123,399.98	\$188,430.62
YTD Expenses	\$1,047,137.97	\$1,175,384.16	\$1,357,235.55	\$1,543,174.58	\$1,666,574.56	\$1,855,005.18
% of the Year	58.33%	66.67%	75%	83.33%	91.67%	100%
% Expended	46.73%	52.45%	62.40%	70.95%	76.62%	85.29%